

*Marmorino*<sup>TM</sup>  
MARBLE-OUS ELEGANCE

ITALIAN  
MARBLE  
FINISH




























**BOYSEN**  
  
The No. 1 PAINT

For technical reasons connected with color reproduction and paint manufacturing, the colors shown may not match the exact paint color.

# Add MARMORINO™ TONERS to come up with a variety of shades.

To create a variety of shades, add a minimum of one to a maximum of (7) 240-gram Marmorino toner for every 24-kg pail of Marmorino Classico.

**IMPORTANT:** Use only Marmorino Toners for Marmorino Classico.

TONERS	 x1	 x3	 x7	
<b>B-5070 BLACK</b>		 702	 703	 704
<b>B-5072 YELLOW</b>		 722	 723	 724
<b>B-5075 RED</b>		 752	 753	 754
<b>B-5080 GREEN</b>		 802	 803	 804
<b>B-5081 TERRA COTTA</b>		 812	 813	 814
<b>B-5083 BROWN</b>		 832	 833	 834

Note:  
A machine drill mixer is recommended for smooth mixing of the Marmorino Classico and Marmorino toners.



\*Due to technical reasons connected with ink-printing and color reproduction, swatches shown here may differ from the exact paint color. Always refer to actual paint color standards to confirm your color.

**For technical reasons connected with color reproduction and paint manufacturing, the colors shown may not match the exact paint color.**

# Marmorino

A lime-based decorative marble finish that can be used on interior wall surfaces.

Its watertight and antibacterial properties also make it ideal for luxury bathrooms and damp areas.

The smooth, low-luster finish blended with gentle light contrasts create a sense of depth and exquisite detail to our modern day walls.



---

## **BOYSEN® MARMORINO™ Primer B-5005**

An acrylic water-based special primer for Marmorino™ Classico™. The resulting coarse film eases the application of the succeeding plaster enabling the required thickness.

## **BOYSEN® MARMORINO™ Classico™ B-5010**

A blade-applied fine-grained plaster that results to a high-gloss marble finish. It is derived from finely filtered and seasoned slake lime. The environmentally-friendly formula is solvent free and extremely low in chemical additives with excellent filling power and mildew resistance.

## **BOYSEN® MARMORINO™ Wax B-5000**

A special water-based natural wax for the protection of lime-based mineral plasters like Marmorino™ Classico™. A coat of this product renders a washable surface that is water-resistant yet breathable.

---

## **SURFACE PREPARATION**

### **NEW CONCRETE**

Allow new concrete to dry for 14-28 days under normal weather conditions before painting. Surface to be painted should be clean and dry, free from oil, grease, dust, dirt, contaminants, and all loose grit and mortar.

### **DRYWALL SUBSTRATES**

Install and secure joints as per manufacturer's recommendations.

**For technical reasons connected with color reproduction and paint manufacturing, the colors shown may not match the exact paint color.**

## TECHNICAL DATA

	<b>Primer B-5005</b>	<b>Classico B-5010</b>	<b>Wax B-5000</b>
<b>Vehicle Type</b>	Acrylic	Acrylic	Acrylic
<b>Finish</b>	Flat	Gloss	Gloss
<b>Dry Time To touch To recoat</b>	30 minutes 1 hour	1 hour 24 hours	30 minutes N/A
<b>Practical Coverage</b>	30 - 35 sq.m. per 4-Liters	40 sq.m. per 24-kg pail	Not applicable
<b>Tinting</b>	Not applicable	Use Marmorino Toners	Not applicable
<b>Thinning Solvent</b>	Dilute with 30% water	Not applicable	Not applicable
<b>Clean-up Solvent</b>	Water	Water	Water
<b>Packaging</b>	4-Liters	24-kg pail	24-kg pail in 4-Liter cans
<b>Application</b>	By brush or roller	Marmorino trowel	Sponge or non-woven fabric



**For technical reasons connected with color reproduction and paint manufacturing, the colors shown may not match the exact paint color.**



## PAINTING SCHEDULE

**STEP 01** The surface, whether previously painted or bare, should be properly primed using Marmorino Primer B-5005.  
(Coverage: 30-35 sq. m. per 4-Liters per coat)

**STEP 02** Using the Marmorino Trowel, liberally apply a coat of Marmorino Classico mixed with the desired Marmorino Toner onto the properly prepared surface.  
(Coverage: 40 sq. m. per 24-kg pail)



BOYSEN Steel Trowel

Apply a second coat of the colored Marmorino Classico and keep ridges and trowel imperfections to a minimum.

Allow this to dry overnight until wet spots are no longer visible.  
(Coverage: 80 sq. m. per 24-kg pail)

**STEP 03** Spot apply a third coat of colored Marmorino Classico to achieve the desired marble pattern. Allow setting for a few minutes only.  
(Coverage: 240 sq.m. per 24-kg pail)

**STEP 04** For polishing, press in some more Marmorino Classico using the trowel for surface leveling. This is to achieve a more uniform and smoother finish. Let dry for another 48 hours.

**STEP 05** Once Marmorino has dried, use a soft sponge to apply the Natural Wax Protection. Work the wax into the surface and wipe any excess fluid off. Cover about 1 square meter at a time for better control over the design.

**STEP 06** Finally, smooth over the surface using a soft, lint-free cloth.



**For technical reasons connected with color reproduction and paint manufacturing, the colors shown may not match the exact paint color.**

**BOYSEN®**



**The No. 1 PAINT**

**PACIFIC PAINT (BOYSEN) PHILIPPINES, INC.**

**MAIN OFFICE**

292 D. TUAZON STREET, QUEZON CITY PHILIPPINES 1115

HOTLINE: (02) 8364-9999

TEL NOS.: (02) 8364-3505 to 09; 8365-0561 to 64

FAX NOS.: (02) 8361-7164 & 8367-8881

EMAIL : [inquiry@boysen.com.ph](mailto:inquiry@boysen.com.ph)

**MARKETING AND TECHNICAL SERVICE**

276-278 D. TUAZON STREET, QUEZON CITY PHILIPPINES 1115

TEL NOS.: (02) 8363-9738; 8367-8880

FAX NOS.: (02) 8367-8878

MOBILE NO.: (0918) 9136000

EMAIL : [technical@boysen.com.ph](mailto:technical@boysen.com.ph)

[marketing@boysen.com.ph](mailto:marketing@boysen.com.ph)

THE  
**COLOR**  
LIBRARY

SP 241-242 2nd Level, IKEA Retail Integration  
South Parking Building, SM Mall of Asia, Pasay City 1300



Boysen Paints Philippines



Boysen Paints



BoysenPaintsPhil



Blog: [myboysen.com](http://myboysen.com)



[studioboyesen.com](http://studioboyesen.com)



Boysen App

**WWW.BOYSEN.COM.PH**

Boysen®, Boysen® Eagle symbol are registered trademarks of Pacific Paint (BOYSEN) Philippines, Inc.

**For technical reasons connected with color reproduction and paint manufacturing, the colors shown may not match the exact paint color.**